

FieldSmart® Fiber Crossover Multi Purpose (FxMP) Optical Component Chassis (OCC) - LGX



Application

The FieldSmart FxMP Optical Component Chassis (OCC) is used for housing optical component modules. The FxMP Optical Component Chassis is available for LGX vertically mounted modules. These products are needed when optical components are required. They are typically used in CATV headends and telephone company central offices.

Description

An optical component chassis is mounted in a rack and holds optical components modules. Fiber jumper management is provided from the front of the optical component module to the interbay cable management panels. Optical components are splitters or WDM's that are metal LGX housing based. Optical components can be housed in the flexible Clearview® Cassette or in one of our four sizes of LGX style modules. The LGX modules require an Optical Component Chassis to house them in a frame.

Features and Benefits

Integrity

- RUS listed
- Designed to comply to Telcordia GR-449
- Supports all industry standard singlemode and multimode connectors

Protection

- Optional ruggedized Lexan front cover
- Optional rear protection module available for additional protection
- Non-removable adapter plates

Access

- Front and rear access to panel

Investment

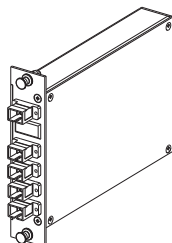
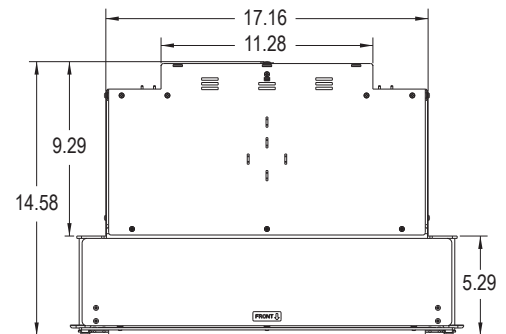
- Virtually any combination of split ratios and number of components can be achieved in one of the four Clearview Cassette sizes
- An economical, dense and user-friendly solution for deploying splitters or WDM's in a central office design
- Clearfield supports legacy splitter deployments by offering optical components in an LGX footprint
- Available for both 19" or 23" (482.60 mm or 584.20 mm) mounting
- Chassis incorporates the superior fiber management system of the FieldSmart FxDS panel line
- Allows for a "grow-as-you-go" design to reserve rack space for future growth

Accessories

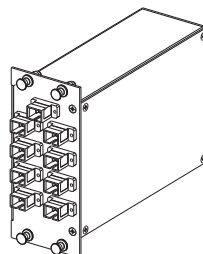
- LGX/MOC
- Blank plates



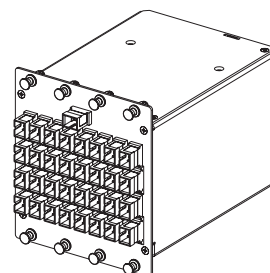
LGX Vertical Orientation



1 Wide LGX



2 Wide LGX



4 Wide LGX

FieldSmart® Fiber Crossover Multi Purpose (FxMP) Optical Component Chassis (OCC) - LGX



Technical Specifications

FieldSmart FxMP Optical Component Chassis		
	LGX ½ Wide Module	0.56" H x 5.12" W x 6.72" D (14.22 mm x 130.05 mm x 170.69 mm)
	LGX 1 Wide Module	1.15" H x 5.12" W x 6.25" D (29.21 mm x 130.05 mm x 158.75 mm)
	LGX 2 Wide Module	2.27" H x 5.12" W x 6.25" D (57.66 mm x 130.05 mm x 158.75 mm)
	LGX 4 Wide Module	4.55" H x 5.12" W x 6.25" D (115.57 mm x 130.05 mm x 158.75 mm)
Ratings	Compliant to Telcordia GR-449	
Material	Steel and aluminum with almond powder coating	

LGX Footprint Chassis Capacity - Number Of Components

Component Type	LGX 6"
FSAN WDM	28
1 x 2	28
1 x 3	14
1 x 4	14
1 x 8	14
1 x 16	3
1 x 32	3
1 x 64	0

Configured Part Numbers

Disclaimer/Note: Paper configurator shown is for reference only and should not be used to configure a saleable product configuration. All options shown on paper configurators may not be available or compatible with other options listed. Please contact your Clearfield representative for assistance in product configurations.

T _____ - ZZ _____ - ZZZ

1
2
3

<p>1 Frame Size and Chassis Type</p> <p>M = 19" and 23" (482.60 mm and 584.20 mm) FxDS LGX vertical cassettes</p>	<p>2 Protection Modules</p> <p>7 = No front bad protection 8 = Front protection only 9 = Rear protection only A = Both front and rear protection</p>	<p>3 Number of Slots</p> <p>A = 2 E = 12 B = 4 F = 16 C = 6 G = 24 D = 8 H = 14</p>
--	---	--